

# Toddling Through God's Word: Jesus Turns Water into Wine

## "Jesus' First Miracle" to the tune of "Muffin Man"

Do you know Jesus's first miracle?

Jesus' first miracle? Jesus's first miracle?

Do you know Jesus's first miracle?

It was water into wine.

## Activity 1: Jesus and His disciples were invited to a wedding. (John 2:1-2)

### You Need:

- Various party supplies
- Party invitations printable at the end of this PDF (optional)

Say: "Jesus, His family, and His disciples were invited to a wedding! Have you ever been to a wedding? A wedding is a time of celebration!"

1. Help your child plan a celebration! Maybe this celebration is simply for you, your child, and a few stuffed animals. Ask your child, "What do we need for a celebration?" You can help your child decide. Will you use pretend food or real food? Will you hang balloons? Will you play music? Will your celebration be today or tomorrow?
2. If you would like, your child can color the Party Invitations Printable at the end of this PDF. Then you can hand out the invitations.
3. Enjoy the celebration with your child!

## Activity 2: The family runs out of wine. (John 2:3)

### You Need:

- Embarrassed Printable at the end of the PDF
- Crayons or markers
- Scissors
- Glue

Say: "Mary told Jesus that there was no more wine. This would have been embarrassing to the family who was hosting the wedding. This family didn't want to run out of drinks for their guests. "

1. Tell your child, "It must have been embarrassing for the family who was hosting to run out of wine. When someone is embarrassed they feel awkward and like they've made a mistake. Have you ever been embarrassed?"
2. You could tell your child of a time when you were embarrassed.
3. Help your child complete the Embarrassed Printable at the end of this PDF.

### Activity 3: Mary knows Jesus can help. (John 2:3-5)

#### You Need:

- Compassion Printable at the end of this PDF
- Crayons or markers
- Scissors
- Glue

Say: "Mary told Jesus that the family had run out of wine because she knew Jesus could help! Jesus is God's son. Nothing is impossible with Jesus.

At first, Jesus told Mary that it was not His time to show everyone that He was God's son. Jesus felt compassion on the family. He didn't want the family to be embarrassed, so Jesus helped the family."

1. Say, "Compassion is a feeling that makes you want to help someone else. When you get a boo-boo, I want to kiss you and help you feel better." If you can think of a time when your child showed compassion, remind your child of that time and praise your child for that.
2. Help your child complete the Compassion Printable at the end of the PDF.

### Activity 4: Six Jars of Water (John 2:6-8)

#### You Need:

- Jars Printable at the end of this PDF
- Crayons or pencils

Say: "Jesus asked the servants at the wedding to fill 6 large jars with water. The servants did as Jesus said."

1. Help your child complete the Jars Printable at the end of this PDF.

## Activity 5: The Best Wine (John 2:9-12)

### You Need:

- Pitcher
- Kool-aid or drink mix (and any other ingredients if the mix requires)
- Water
- Cup

Say: "Jesus told the servants to draw some out of the jars and give it to the master of the banquet. The master was so impressed! He said, "Most people give the best wine at the beginning, but you have saved the best wine until now!" This was Jesus' first recorded miracle: turning water into wine."

1. Help your child mix together a flavored water or Kool-aid drink. Fill the appropriate amount of water into the pitcher. Tell your child that the six jars in Jesus' time were filled with water. Add the mix.

Remind your child that Jesus did not use a mix. He performed a miracle.

Finish the flavored drink as the directions on the package show.

2. Share the drink with your child.

**You're Invited  
to a Celebration!!**



Thank you [openclipart.org](https://openclipart.org) for the awesome clipart!!

**You're Invited  
to a Celebration!!**



Thank you [openclipart.org](https://openclipart.org) for the awesome clipart!!

**You're Invited  
to a Celebration!!**



Thank you [openclipart.org](https://openclipart.org) for the awesome clipart!!


**You're Invited  
to a Celebration!!**





Thank you [openclipart.org](https://openclipart.org) for the awesome clipart!!


Name: \_\_\_\_\_

Count the jars and circle the correct number.


		
4	5	6

		
5	6	7

		
5	6	7

		
4	5	6

Color the empty jars below to fill them.

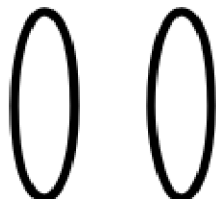



Name: \_\_\_\_\_

# Embarrassed

When someone is embarrassed his or her cheeks might turn red. He or she might feel awkward or ashamed. A person who is embarrassed may feel as if he or she made a mistake or like he or she is the center of attention for something, but does not want to be the center of attention. Being embarrassed is not normally a good feeling. It is okay to have feelings that do not feel good. Having feelings that are not fun is a part of life.

Cut and paste the face. Color the cheeks red.



Name: \_\_\_\_\_

## Compassion

Compassion is a feeling that makes you want to help someone else. If someone is hungry, a compassionate person would help that person get something to eat. If someone is thirsty, a compassionate person would offer water.

Cut and paste the heart-shaped eyes and smile on the face.

